










































































World Championship Single Horse Lezirias 12-16/09/2012

SINGLE HORSE																								
CL T	COMPETIT OR	CTR Y		A - E	1		2		3		4		5		6		7		8		1-8		MARAT	
				PNT S	TIM E	CL T	TIM E	CL T	TIM E	CL T	TIM E	CL T	TIM E	CL T	TIM E	CL T	TIM E	CL T	TIM E	CL T	TIM E	CL T	TIM E	CL T
1	*BARBEY Michael	SUI		0.00	0:46.4 3	6	0:41.2 5	4	0:44.0 6	1	0:45.4 9	6	0:41.5 2	1	0:47.7 1	2	0:45.1 9	1	0:45.1 3	4	5:56.7 8	1	71.36	1
2	*BERTRAM Ian	GBR		0.00	0:47.0 4	8	0:41.5 0	5	0:47.2 9	11	0:45.8 7	7	0:44.5 1	6	0:49.5 2	7	0:46.4 9	2	0:44.4 5	2	6:06.6 7	2	73.33	2
3	*KWIATEK Weronika	POL		0.00	0:44.9 0	3	0:43.1 5	14	0:45.5 8	3	0:47.1 9	15	0:43.1 0	3	0:48.8 4	4	0:49.7 6	12	0:47.0 3	14	6:09.5 5	3	73.91	3
4	*LAUTERBACH Dieter	GER		0.00	0:46.6 9	7	0:41.9 0	10	0:44.7 1	2	0:44.8 0	4	0:47.9 4	18	0:50.6 2	11	0:47.4 8	3	0:46.4 9	13	6:10.6 3	4	74.13	4
5	*MUSY COMUNE Lucie	SUI		0.00	0:44.6 1	2	0:43.4 3	64	0:46.8 0	10	0:43.8 5	2	0:45.3 3	8	0:48.1 3	3	0:50.9 6	17	0:45.2 3	5	6:08.3 4	5	75.67	5
6	*MIKKELSEN Ølvind	NOR		0.00	0:49.0 4	19	0:40.6 8	3	0:46.3 9	5	0:47.2 9	16	0:42.4 1	2	0:46.9 9	1	0:50.1 3	57	0:46.4 7	12	6:09.4 0	6	75.88	6
7	NEILL Pam	GBR		0.00	0:47.3 3	10	0:41.6 7	7	0:46.3 9	5	0:51.0 2	39	0:50.3 4	35	0:50.7 6	12	0:48.1 0	4	0:46.2 4	9	6:21.8 5	7	76.37	7
8	FAIBT Philipp	GER		0.00	0:45.8 1	5	0:41.7 4	8	0:46.6 8	9	0:44.7 4	3	0:44.5 3	7	0:53.4 9	60	0:50.4 8	14	0:45.4 7	6	6:12.9 4	8	76.59	8
9	*ECALLE Tony	FRA		0.00	0:51.4 7	33	0:40.1 5	2	0:46.4 6	7	0:47.0 1	13	0:44.0 4	4	0:52.0 3	15	0:51.6 1	20	0:50.8 5	33	6:23.6 2	9	76.72	9
10	*VAN HEESCH Saskia	NED		0.00	0:48.1 1	14	0:41.9 3	11	0:47.8 7	14	0:49.0 6	26	0:46.7 1	12	0:54.0 0	29	0:49.5 4	7	0:48.5 4	23	6:25.7 6	10	77.15	10
11	*SCHILTZ Franz	LUX		0.00	0:47.5 8	12	0:46.5 4	45	0:47.7 6	13	0:49.8 6	31	0:50.7 2	41	0:51.6 4	14	0:50.4 0	13	0:46.4 0	10	6:30.9 0	11	78.18	11
12	*MCFARLANE Jock	GBR		0.00	0:50.0 1	25	0:42.9 0	12	0:48.0 3	15	0:48.9 4	24	0:48.7 0	23	0:52.1 7	16	0:52.3 3	24	0:48.4 9	22	6:31.5 7	12	78.31	12
13	VERNAY Benoit	FRA		0.00	0:45.5 5	4	0:41.6 3	6	0:49.5 2	24	0:49.4 5	29	0:52.2 5	50	0:49.3 1	6	0:53.6 0	31	0:51.6 8	36	6:32.9 9	13	78.60	13
14	*BRISOU Anne- Violaine	FRA		0.00	0:52.7 0	40	0:43.9 3	18	0:50.4 6	34	0:48.0 3	20	0:50.6 1	39	0:53.2 1	24	0:51.2 6	19	0:44.2 8	1	6:34.4 8	14	78.90	14

15	RENAUD Eric	SUI		0.00	0:48.0 1	13	0:44.3 0	24	0:45.9 7	4	1:03.6 3	68	0:48.1 0	19	0:49.6 4	8	0:50.6 0	15	0:46.4 5	11	6:36.7 0	15	79.34	15
16	*PIRHOFER Rudolf	AUT		0.00	0:44.3 8	1	0:44.8 2	31	0:48.7 5	65	0:44.9 5	5	0:46.0 3	9	0:50.1 7	10	0:49.1 3	5	0:58.6 5	59	6:26.8 8	16	79.38	16
17	*VAN DEN BROEK Wilbrord	NED		0.00	0:48.3 4	15	0:43.8 0	66	0:50.5 6	35	0:46.1 4	9	0:47.1 2	15	0:54.6 8	35	0:49.5 9	9	0:47.9 1	18	6:28.1 4	17	79.63	17
18	HELPERTZ Katja	GER		0.00	0:49.9 7	24	0:43.9 9	20	0:50.3 6	33	0:49.9 5	32	0:54.5 0	58	0:52.2 5	19	0:52.8 1	27	0:44.4 8	3	6:38.3 1	18	79.66	18
19	PROVOOST Christian	NED		0.00	0:47.3 1	9	0:43.0 8	13	0:46.5 0	8	0:48.3 7	21	0:50.2 5	34	0:59.6 5	54	0:54.1 3	36	0:50.4 2	32	6:39.7 1	19	79.94	19
20	PESTMAN Rudolf	NED		0.00	0:51.6 1	34	0:44.5 8	28	0:50.6 7	39	0:47.6 3	18	0:46.7 0	11	0:57.3 0	47	0:51.9 6	22	0:50.0 6	28	6:40.5 1	20	80.10	20
21	*GRABURN Sterling	USA		0.00	0:52.4 6	63	0:43.3 3	63	0:48.3 5	17	0:43.6 6	1	0:47.3 7	16	0:50.1 3	9	0:52.6 9	25	0:45.9 7	8	6:23.9 6	21	80.79	21
22	*LAWRENCE Elizabeth	AUS		0.00	0:50.1 2	26	0:47.1 0	51	0:51.2 5	42	0:47.5 2	17	0:49.0 9	28	0:54.6 6	33	0:52.8 7	28	0:51.4 8	35	6:44.0 9	22	80.82	22
23	*NIELSEN Tina	DEN		0.00	0:52.1 3	39	0:43.5 8	16	0:52.0 8	49	0:51.3 3	40	0:48.8 8	26	0:55.1 1	36	0:52.7 9	26	0:48.2 9	20	6:44.1 9	23	80.84	23
24	VALENTE António	POR		0.00	0:50.1 2	26	0:46.0 8	38	0:48.4 6	19	0:47.1 4	14	0:48.7 8	24	0:55.2 3	39	0:54.4 9	38	0:54.9 8	50	6:45.2 8	24	81.06	24
24	GALHETAS Victor	POR		0.00	0:50.4 4	28	0:45.6 1	37	0:49.8 6	27	0:48.6 5	22	0:48.9 2	27	0:55.2 2	38	0:53.6 3	32	0:52.9 7	43	6:45.3 0	25	81.06	24
26	*VIGNAUD Marion	FRA		0.00	0:49.5 9	22	0:46.1 5	39	0:46.2 9	59	0:52.1 4	45	0:51.2 5	46	0:53.0 3	22	0:49.6 8	10	0:47.6 3	17	6:35.7 6	26	81.15	26
27	*KWIATEK Bartłomiej	POL		0.00	0:53.3 3	42	0:44.3 6	25	0:48.7 6	21	0:46.5 7	11	0:44.1 0	5	0:57.7 6	49	1:01.3 8	63	0:49.5 4	26	6:45.8 0	27	81.16	27
28	*DIEKER Christoph	GER		0.00	0:49.0 3	18	0:44.7 1	29	0:48.3 5	17	0:57.8 9	62	0:50.5 0	38	0:56.1 5	40	0:55.0 9	40	0:45.8 7	7	6:47.5 9	28	81.52	28
29	RODRIGUEZ Joaquín	ESP		0.00	0:49.5 8	21	0:44.9 1	32	0:48.6 9	64	0:46.9 6	12	0:52.1 1	49	0:53.6 1	28	0:49.7 3	11	0:52.7 5	42	6:38.3 4	29	81.67	29
30	*FREIXA José	POR		0.00	0:56.5 5	48	0:46.3 6	42	0:49.7 3	26	0:52.0 0	43	0:49.5 2	30	0:54.4 1	31	0:53.7 0	34	0:48.1 4	19	6:50.4 1	30	82.08	30
31	GROSE Ben	GBR		0.00	0:48.8 5	17	0:44.1 9	21	0:51.2 5	42	0:50.5 0	36	0:50.9 9	43	0:52.7 0	21	1:00.2 7	61	0:52.1 1	40	6:50.8 6	31	82.17	31
32	*VAN DER DOELEN Frank	NED		0.00	0:51.1 1	31	0:43.2 9	61	0:47.3 5	12	0:47.6 7	19	0:46.1 5	10	0:53.0 3	22	0:53.1 2	29	1:00.2 7	62	6:41.9 9	32	82.40	32
33	*RISCH Leonhard	SUI		0.00	0:52.0 8	37	0:46.1 5	39	0:48.0 6	16	0:58.1 4	63	0:48.1 8	20	0:54.6 7	34	0:56.1 6	41	0:49.8 8	27	6:53.3 2	33	82.66	33

34	SELLIER Michael	FRA		0.00	0:53.6 2	64	0:44.2 6	23	0:51.7 5	45	0:48.9 2	23	0:54.6 8	59	0:51.2 1	13	0:49.5 7	8	0:51.3 2	34	6:45.3 3	34	83.07	34
35	*STØKKEN NIELSEN Linn	NOR		0.00	0:54.9 7	45	0:43.9 3	18	0:49.3 0	23	0:48.9 7	25	0:48.6 8	22	0:52.5 0	59	1:00.1 0	59	0:51.8 2	38	6:50.2 7	35	84.05	35
36	*KOSTRZEWA Adrian	POL		0.00	0:51.0 3	30	0:45.2 9	34	0:50.3 0	30	0:46.5 2	10	0:48.7 8	24	1:00.2 7	62	1:04.2 8	67	0:55.6 3	52	7:02.1 0	36	84.42	36
37	*SOLANA MARTI José Ignaci	ESP		0.00	0:47.8 4	55	0:41.7 5	9	0:53.7 3	56	0:48.4 0	64	0:49.4 1	29	0:52.6 8	20	0:53.4 5	30	0:54.9 5	49	6:42.2 1	37	84.44	37
38	*VERBEECK Willy	BEL		0.00	0:57.0 3	53	0:46.7 1	47	0:49.9 2	28	0:49.5 3	66	0:47.5 6	17	0:57.1 9	44	0:51.8 9	21	0:53.2 9	47	6:53.1 2	38	84.62	38
39	*HOPER Henrik	DEN		0.00	0:49.4 0	20	0:46.3 7	43	0:50.8 0	40	0:52.5 0	48	0:50.4 0	36	0:52.2 0	18	0:59.6 8	56	1:01.9 6	67	7:03.3 1	39	84.66	39
40	*BENNETT Emily	GBR		0.00	0:55.1 6	46	0:45.2 1	33	0:48.8 9	22	0:51.5 4	42	0:57.7 9	61	0:59.2 7	53	0:53.8 6	35	0:53.1 5	44	7:04.8 7	40	84.97	40
41	HELLEGGERS Frans	NED		0.00	0:54.1 5	43	0:44.5 5	27	0:52.0 3	48	0:49.0 6	26	0:49.6 3	31	1:02.2 6	67	1:00.7 2	62	0:52.7 0	41	7:05.1 0	41	85.02	41
42	*BOHLMANN Detlef	GER		0.00	0:48.6 4	57	0:44.6 9	69	0:50.2 4	29	0:50.7 7	38	0:47.0 4	14	0:57.2 6	46	0:56.6 6	43	0:50.2 4	30	6:45.5 4	42	85.11	42
43	*BAJÁKI Ferenc	HUN		0.00	0:48.2 1	56	0:45.4 6	36	0:57.1 5	63	0:55.9 2	55	0:54.4 2	56	0:56.4 2	41	0:49.4 6	6	0:50.2 3	29	6:57.2 7	44	85.45	43
44	*WIEDER Ane	DEN		0.00	0:52.1 0	38	0:46.5 6	46	0:49.6 3	25	0:52.4 7	47	0:48.4 1	21	1:00.9 7	71	0:57.9 6	49	0:50.3 0	31	6:58.4 0	45	85.68	44
45	*EISENBACH Pia	AUT		0.00	0:56.8 3	50	0:46.7 4	48	0:52.7 3	53	0:50.5 8	37	0:53.7 3	53	0:55.2 0	37	0:53.6 4	33	0:59.8 7	60	7:09.3 2	46	85.86	45
46	SIMOES António	POR		0.00	0:52.7 3	41	0:44.8 0	30	0:51.2 4	41	0:52.1 2	44	1:01.7 5	66	0:59.0 7	52	0:58.8 3	53	0:49.4 1	25	7:09.9 5	47	85.99	46
47	*WENTEIN Mark	BEL		0.00	0:59.3 6	59	0:48.4 3	55	0:52.5 5	52	0:50.2 5	33	0:51.0 1	44	0:53.5 7	26	0:54.6 7	39	1:00.5 1	63	7:10.3 5	48	86.07	47
48	*LEMMER Jean- Jacques	LUX		0.00	0:49.9 3	23	0:44.4 2	26	0:50.3 0	30	0:56.9 8	59	1:01.6 6	65	0:57.2 5	45	0:50.7 0	16	1:00.5 9	64	7:11.8 3	49	86.37	48
49	CHEREL Yannick	FRA		0.00	0:50.4 7	29	0:44.2 3	22	0:51.6 4	67	0:52.4 6	46	0:49.6 3	31	0:53.5 7	26	1:02.6 7	64	0:57.3 4	58	7:02.0 1	50	86.40	49
50	*FANDOS Carlos Sanjuan	ESP		0.00	0:55.9 3	67	0:49.6 5	57	0:51.3 2	44	0:53.7 3	52	0:54.0 8	54	0:52.1 9	17	0:52.2 2	23	1:01.0 9	65	7:10.2 1	51	88.04	50
51	RIBEIRO Eduardo	POR		0.00	0:56.9 2	52	0:48.3 9	54	0:51.9 7	47	0:56.7 7	58	0:51.4 9	47	0:58.8 1	50	1:00.2 4	60	0:56.2 7	55	7:20.8 6	52	88.17	51
52	*NYÚL Katalin	HUN		0.00	0:51.7 9	35	0:44.5 9	68	0:53.7 5	69	0:51.3 8	41	0:55.6 7	60	0:54.4 6	32	0:57.9 2	48	0:53.2 7	46	7:02.8 3	53	88.57	52

53	*SIMONSEN Ben	FIN		0.00	0:47.4 8	11	0:41.7 7	72	0:50.5 8	36	0:46.0 2	8	0:46.7 2	13	0:49.1 2	5	1:02.9 0	65	0:49.0 3	24	6:33.6 2	54	88.72	53
54	*CAIRNS Lorraine	AUS		0.00	0:51.9 0	36	0:46.9 5	49	0:51.9 1	46	0:53.5 7	50	1:09.6 7	70	0:57.5 9	48	0:56.7 9	58	0:47.5 3	16	7:15.9 1	55	89.18	54
55	*BAIXO Jorge	POR		0.00	0:51.7 9	62	0:50.9 9	59	0:50.6 2	37	0:53.7 2	51	0:59.0 9	64	1:01.7 2	65	0:57.4 0	46	0:53.1 8	45	7:18.5 1	56	89.70	55
56	KOIER ANDERSEN Monika	DEN		0.00	0:54.0 5	65	0:48.0 9	53	0:50.6 2	37	0:56.3 6	57	0:53.3 5	52	0:59.9 8	58	1:04.5 1	68	0:53.8 2	48	7:20.7 8	57	90.16	56
57	*BERNDL Leslie	USA		0.00	0:51.3 1	32	0:43.6 0	65	0:58.9 3	66	0:49.3 2	28	1:06.0 7	69	1:08.8 3	69	0:56.5 0	42	0:48.3 5	21	7:22.9 1	58	90.58	57
58	*PERINOTTO Marco	ITA		0.00	1:00.6 5	69	0:54.4 1	67	0:52.3 7	51	0:57.1 6	61	0:52.1 0	48	1:01.5 7	64	0:59.5 6	55	0:56.1 9	54	7:34.0 1	59	90.80	58
59	*CASSOTTANA Luca	ITA		0.00	0:54.7 1	44	0:47.0 3	50	0:57.1 4	62	0:50.4 1	35	0:58.7 2	62	0:58.4 8	61	0:58.2 3	50	1:01.6 9	66	7:26.4 1	60	91.28	59
60	QUINTINO Rui	POR		0.00	1:12.9 2	73	0:46.1 6	41	0:53.1 1	54	0:54.8 6	53	0:50.2 1	33	0:59.8 1	56	0:59.3 9	54	0:51.9 2	39	7:28.3 8	61	91.68	60
61	*CROOKSTON Donna	USA		0.00	0:54.3 2	66	0:45.3 0	35	0:51.8 4	68	0:59.3 6	65	1:04.0 6	68	0:54.0 8	30	0:54.3 4	37	0:55.8 2	53	7:19.1 2	62	91.82	61
62	BALLESTER MALLO Francisco	ESP		0.00	0:59.6 3	60	0:53.2 9	61	0:54.5 5	57	0:57.0 2	60	0:58.7 9	63	0:59.8 4	57	1:04.0 3	66	0:57.2 7	57	7:44.4 2	63	92.88	62
63	*CIVIDINI Cristiano	ITA		0.00	0:49.8 1	61	0:53.3 0	71	1:01.5 2	72	0:55.8 4	54	0:51.1 6	45	0:53.4 4	25	0:51.0 3	18	1:20.2 9	70	7:36.3 9	64	95.28	63
64	FOLQUE Francisco	POR		0.00	0:57.7 9	54	0:49.6 1	56	0:56.5 7	61	1:03.8 4	69	0:50.8 3	42	0:59.7 8	55	1:20.6 6	71	1:00.0 8	61	7:59.1 6	65	95.83	64
65	BORJA ALMEIDA Ana Carolin	BRA		0.00	1:06.4 3	72	0:50.9 8	58	1:00.3 6	70	1:09.7 1	71	0:54.4 7	57	1:01.9 4	66	1:08.5 7	70	0:51.7 3	37	8:04.1 9	66	96.84	65
66	*DHOLLANDER Laurens	BEL		0.00	1:00.9 4	70	0:51.8 6	60	0:56.3 1	60	0:56.0 5	56	1:12.2 6	71	1:03.0 6	68	1:05.0 6	69	1:13.6 5	69	8:19.1 9	67	99.84	66
67	*PETREK Jaroslav	CZE		14.60	0:56.1 4	47	0:46.4 2	44	0:52.2 3	50	0:50.3 8	34	0:52.3 7	51	0:56.9 0	42	0:57.0 5	44	0:55.0 4	51	7:06.5 3	43	99.91	67
68	*DOBRETSBERG ER Andrea	AUT		0.00	0:56.8 9	51	0:47.6 2	52	0:50.3 2	32	0:49.7 2	30	0:54.3 3	55	1:54.3 4	72	0:57.2 8	45	0:56.9 0	56	8:07.4 0	68	117.48	68
69	*BRIXOVA Alena	CZE		0.00	0:58.9 8	58	1:00.5 2	73	0:55.2 6	58	1:06.8 7	70	1:03.2 1	67	1:00.5 9	63	0:57.7 2	47	1:10.0 7	68	8:13.2 2	69	118.64	69
70	*UBEDA RUIZ Manuel	ESP		0.00	1:01.2 3	71	0:43.6 4	17	0:53.3 9	55	0:51.7 3	72	0:50.6 5	40	0:58.8 4	51	0:58.5 5	52	1:17.7 2	71	7:35.7 5	70	131.15	70
EL	*HEIKINHEIMO Jouni	FIN		0.00	0:48.4 0	16	0:39.9 1	1	-	-	-	-	-	-	-	-	-	-	-	-	1:28.3 1	71	-	EL

EL	*APOLINÁRIO Filipa	POR		0.00	0:48.2 3	68	0:43.2 1	15	0:48.6 0	20	0:53.4 6	49	0:50.4 7	37	0:56.9 5	43	0:53.2 1	72	0:47.0 6	15	6:41.1 9	72	-	EL
EL	*FÁBIAN Lázló	HUN		0.00	0:56.8 2	49	0:57.8 7	70	1:00.9 3	71	1:03.1 1	67	1:23.6 5	72	1:10.4 1	70	0:58.3 5	51	1:27.2 2	72	8:58.3 6	73	-	EL
<u>Driving Program</u> Copyright by <u>Philippe Liénart</u> (Belgium)																								